


4423 m.

GRAN PREMIO RED BULL DE ESPAÑA

Free Practice Nr. 2

Classification

6

		Rider	Nation	Team	Motorcycle	Time	Lap	Total	Gap	Top Speed	
1	2	Gabriel RODRIGO	ARG	Indonesian Racing Gresini Moto3	HONDA	1'45.651	7	13		213.0	
2	23	Niccolò ANTONELLI	ITA	Avintia Esponsorama Moto3	KTM	1'45.907	12	13	0.256	0.256	213.0
3	55	Romano FENATI	ITA	Sterilgarda Max Racing Team	HUSQVARNA	1'46.060	10	11	0.409	0.153	210.5
4	50	Jason DUPASQUIER	SWI	CarXpert PruestelGP	KTM	1'46.072	13	14	0.421	0.012	212.1
5	40	Darryn BINDER	RSA	Petronas Sprinta Racing	HONDA	1'46.188	12	15	0.537	0.116	210.1
6	6	Ryusei YAMANAKA	JPN	CarXpert PruestelGP	KTM	1'46.226	15	16	0.575	0.038	213.0
7	16	Andrea MIGNO	ITA	Rivacold Snipers Team	HONDA	1'46.418	15	17	0.767	0.192	209.3
8	37	Pedro ACOSTA	SPA	Red Bull KTM Ajo	KTM	1'46.451	12	16	0.800	0.033	209.7
9	53	Deniz ÖNCÜ	TUR	Red Bull KTM Tech 3	KTM	1'46.464	17	17	0.813	0.013	209.3
10	5	Jaume MASIA	SPA	Red Bull KTM Ajo	KTM	1'46.498	14	16	0.847	0.034	213.4
11	71	Ayumu SASAKI	JPN	Red Bull KTM Tech 3	KTM	1'46.528	15	16	0.877	0.030	213.0
12	12	Filip SALAC	CZE	Rivacold Snipers Team	HONDA	1'46.598	13	15	0.947	0.070	207.6
13	52	Jeremy ALCOBA	SPA	Indonesian Racing Gresini Moto3	HONDA	1'46.600	13	16	0.949	0.002	208.0
14	24	Tatsuki SUZUKI	JPN	SIC58 Squadra Corse	HONDA	1'46.600	4	12	0.949		211.3
15	82	Stefano NEPA	ITA	BOE Owlride	KTM	1'46.621	14	16	0.970	0.021	212.5
16	17	John MCPHEE	GBR	Petronas Sprinta Racing	HONDA	1'46.674	15	16	1.023	0.053	212.1
17	28	Izan GUEVARA	SPA	Solunion GASGAS Aspar Team	GASGAS	1'46.696	10	13	1.045	0.022	209.7
18	11	Sergio GARCIA	SPA	Solunion GASGAS Aspar Team	GASGAS	1'46.766	10	13	1.115	0.070	210.5
19	43	Xavier ARTIGAS	SPA	Leopard Racing	HONDA	1'46.783	8	11	1.132	0.017	208.8
20	31	Adrian FERNANDEZ	SPA	Sterilgarda Max Racing Team	HUSQVARNA	1'46.856	7	13	1.205	0.073	210.9
21	92	Yuki KUNII	JPN	Honda Team Asia	HONDA	1'46.957	16	16	1.306	0.101	209.7
22	7	Dennis FOGGIA	ITA	Leopard Racing	HONDA	1'46.963	9	14	1.312	0.006	210.5
23	73	Maximilian KOFLER	AUT	CIP Green Power	KTM	1'47.144	8	15	1.493	0.181	206.8
24	27	Kaito TOBA	JPN	CIP Green Power	KTM	1'47.493	11	15	1.842	0.349	211.3
25	20	Lorenzo FELLON	FRA	SIC58 Squadra Corse	HONDA	1'47.568	11	13	1.917	0.075	208.4
26	54	Riccardo ROSSI	ITA	BOE Owlride	KTM	1'48.016	16	16	2.365	0.448	209.7
27	19	Andi Farid IZDIHAR	INA	Honda Team Asia	HONDA	1'48.122	13	15	2.471	0.106	208.0
28	99	Carlos TATAY	SPA	Avintia Esponsorama Moto3	KTM	1'48.366	9	11	2.715	0.244	204.5

Practice condition: **Dry**

Air: 19°

Humidity: 52%

Ground: 29°

Fastest Lap:	Lap: 7	Gabriel RODRIGO	1'45.651	150.7 Km/h
Best Race Lap:	2020	Jaume MASIA	1'46.060	150.1 Km/h
All Time Lap Record:	2020	Andrea MIGNO	1'45.165	151.4 Km/h

The results are provisional until the end of the limit for protest and appeals.

Time limit for protest expires 30' after publication of the results - Time:

These data/results cannot be reproduced, stored and/or transmitted in whole or in part by any manner of electronic, mechanical, photocopying, recording, broadcasting or otherwise now known or herein after developed without the previous express consent by the copyright owner, except for reproduction in daily press and regular printed publications on sale to the public within 60 days of the event related to those data/results and always provided that copyright symbol appears together as follows below.

© DORNA, 2021

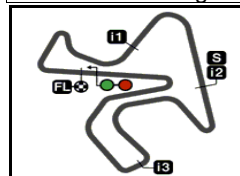
Official MotoGP Timing by TISSOT

www.motogp.com

Jerez de la Frontera, Friday, April 30, 2021

moto3






4423 m.

GRAN PREMIO RED BULL DE ESPAÑA

Free Practice Nr. 2

Combined Free Practice Times

7

		Rider	Nation	Team	MOTORCYCLE	FP1	FP2	Gap
1	2	G.RODRIGO	ARG	Indonesian Racing Gresini Moto3	HONDA	1'46.488 14	1'45.651 7	
2	23	N.ANTONELLI	ITA	Avintia Esponsorama Moto3	KTM	1'46.319 16	1'45.907 12	0.256 0.256
3	55	R.FENATI	ITA	Sterilgarda Max Racing Team	HUSQVARNA	1'46.716 14	1'46.060 10	0.409 0.153
4	50	J.DUPASQUIER	SWI	CarXpert PruestelGP	KTM	1'46.531 13	1'46.072 13	0.421 0.012
5	40	D.BINDER	RSA	Petronas Sprinta Racing	HONDA	1'46.651 14	1'46.188 12	0.537 0.116
6	6	R.YAMANAKA	JPN	CarXpert PruestelGP	KTM	1'46.854 16	1'46.226 15	0.575 0.038
7	16	A.MIGNO	ITA	Rivacold Snipers Team	HONDA	1'46.621 15	1'46.418 15	0.767 0.192
8	37	P.ACOSTA	SPA	Red Bull KTM Ajo	KTM	1'46.901 15	1'46.451 12	0.800 0.033
9	53	D.ÖNCÜ	TUR	Red Bull KTM Tech 3	KTM	1'46.568 14	1'46.464 17	0.813 0.013
10	5	J.MASIA	SPA	Red Bull KTM Ajo	KTM	1'46.548 15	1'46.498 14	0.847 0.034
11	71	A.SASAKI	JPN	Red Bull KTM Tech 3	KTM	1'48.910 17	1'46.528 15	0.877 0.030
12	7	D.FOGGIA	ITA	Leopard Racing	HONDA	1'46.595 14	1'46.963 9	0.944 0.067
13	12	F.SALAC	CZE	Rivacold Snipers Team	HONDA	1'47.397 14	1'46.598 13	0.947 0.003
14	52	J.ALCOBA	SPA	Indonesian Racing Gresini Moto3	HONDA	1'47.565 16	1'46.600 13	0.949 0.002
15	24	T.SUZUKI	JPN	SIC58 Squadra Corse	HONDA	1'47.965 7	1'46.600 4	0.949
16	82	S.NEPA	ITA	BOE Owlride	KTM	1'46.662 14	1'46.621 14	0.970 0.021
17	17	J.MCPHEE	GBR	Petronas Sprinta Racing	HONDA	1'47.898 13	1'46.674 15	1.023 0.053
18	28	I.GUEVARA	SPA	Solunion GASGAS Aspar Team	GASGAS	1'47.942 9	1'46.696 10	1.045 0.022
19	11	S.GARCIA	SPA	Solunion GASGAS Aspar Team	GASGAS	1'47.393 13	1'46.766 10	1.115 0.070
20	43	X.ARTIGAS	SPA	Leopard Racing	HONDA	1'47.005 14	1'46.783 8	1.132 0.017
21	54	R.ROSSI	ITA	BOE Owlride	KTM	1'46.841 16	1'48.016 16	1.190 0.058
22	31	A.FERNANDEZ	SPA	Sterilgarda Max Racing Team	HUSQVARNA	1'47.340 11	1'46.856 7	1.205 0.015
23	92	Y.KUNII	JPN	Honda Team Asia	HONDA	1'47.313 16	1'46.957 16	1.306 0.101
24	73	M.KOFLER	AUT	CIP Green Power	KTM	1'49.297 13	1'47.144 8	1.493 0.187
25	99	C.TATAY	SPA	Avintia Esponsorama Moto3	KTM	1'47.200 16	1'48.366 9	1.549 0.056
26	27	K.TOBA	JPN	CIP Green Power	KTM	1'48.503 16	1'47.493 11	1.842 0.293
27	20	L.FELLON	FRA	SIC58 Squadra Corse	HONDA	1'48.296 11	1'47.568 11	1.917 0.075
28	19	A.IZDIHAR	INA	Honda Team Asia	HONDA	1'47.605 15	1'48.122 13	1.954 0.037

Pole Position Record:	2020	Tatsuki SUZUKI	1'45.410	151.0 Km/h
Best Race Lap:	2020	Jaume MASIA	1'46.060	150.1 Km/h
All Time Lap Record:	2020	Andrea MIGNO	1'45.165	151.4 Km/h

The results are provisional until the end of the limit for protest and appeals.

Time limit for protest expires 60' after publication of the results - Mr. Time:

These data/results cannot be reproduced, stored and/or transmitted in whole or in part by any manner of electronic, mechanical, photocopying, recording, broadcasting or otherwise now known or herein after developed without the previous express consent by the copyright owner, except for reproduction in daily press and regular printed publications on sale to the public within 60 days of the event related to those data/results and always provided that copyright symbol appears together as follows below.

© DORNA, 2021

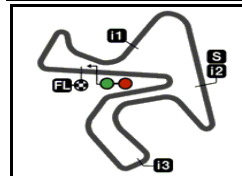
Official MotoGP Timing by TISSOT

www.motogp.com

Jerez de la Frontera, Friday, April 30, 2021








4423 m.

GRAN PREMIO RED BULL DE ESPAÑA

Free Practice Nr. 2

Top Speed & Average

8

	Rider	Nation	Motorcycle	Top 5 speeds					Average	Top
5	Jaume MASIA	SPA	KTM	213.4	213.0	210.1	210.1	210.1	211.3	213.4
2	Gabriel RODRIGO	ARG	HONDA	213.0	210.5	210.5	210.1	209.7	210.8	213.0
6	Ryusei YAMANAKA	JPN	KTM	213.0	212.1	211.7	206.8	206.1	209.9	213.0
23	Niccolò ANTONELLI	ITA	KTM	213.0	210.5	208.4	208.4	206.5	208.5	213.0
71	Ayumu SASAKI	JPN	KTM	213.0	212.1	210.9	210.9	210.5	211.5	213.0
82	Stefano NEPA	ITA	KTM	212.5	210.9	207.6	207.2	206.8	208.4	212.5
17	John MCPHEE	GBR	HONDA	212.1	208.8	208.8	206.1	205.7	207.9	212.1
50	Jason DUPASQUIER	SWI	KTM	212.1	210.5	208.8	208.8	208.0	209.6	212.1
24	Tatsuki SUZUKI	JPN	HONDA	211.3	210.1	209.7	208.0	207.6	209.3	211.3
27	Kaito TOBA	JPN	KTM	211.3	206.8	206.5	205.7	205.3	207.1	211.3
31	Adrian FERNANDEZ	SPA	HUSQVARNA	210.9	210.1	210.1	209.7	207.2	209.6	210.9
7	Dennis FOGGIA	ITA	HONDA	210.5	209.7	209.3	209.3	208.8	209.5	210.5
11	Sergio GARCIA	SPA	GASGAS	210.5	208.8	207.2	207.2	206.5	207.6	210.5
55	Romano FENATI	ITA	HUSQVARNA	210.5	206.8	206.1	205.3	204.5	206.0	210.5
40	Darryn BINDER	RSA	HONDA	210.1	209.7	206.8	206.5	206.1	207.8	210.1
28	Izan GUEVARA	SPA	GASGAS	209.7	208.8	207.6	207.2	205.7	207.2	209.7
37	Pedro ACOSTA	SPA	KTM	209.7	208.4	207.6	204.9	203.7	206.9	209.7
54	Riccardo ROSSI	ITA	KTM	209.7	207.2	204.9	203.3	203.0	205.6	209.7
92	Yuki KUNII	JPN	HONDA	209.7	208.8	208.8	206.1	204.1	207.5	209.7
16	Andrea MIGNO	ITA	HONDA	209.3	206.5	206.5	206.1	205.3	206.7	209.3
53	Deniz ÖNCÜ	TUR	KTM	209.3	206.1	206.1	205.7	205.7	206.6	209.3
43	Xavier ARTIGAS	SPA	HONDA	208.8	207.6	207.2	206.8	206.5	207.4	208.8
20	Lorenzo FELLON	FRA	HONDA	208.4	208.4	207.2	207.2	205.7	207.4	208.4
19	Andi Farid IZDIHAR	INA	HONDA	208.0	206.8	205.7	205.3	204.9	206.1	208.0
52	Jeremy ALCOBA	SPA	HONDA	208.0	207.6	207.2	206.8	206.5	207.1	208.0
12	Filip SALAC	CZE	HONDA	207.6	207.2	207.2	206.8	205.7	206.9	207.6
73	Maximilian KOFLEK	AUT	KTM	206.8	206.1	205.3	205.3	204.9	205.5	206.8
99	Carlos TATAY	SPA	KTM	204.5	203.0	202.6	202.2	202.2	202.9	204.5

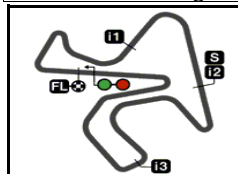
These data/results cannot be reproduced, stored and/or transmitted in whole or in part by any manner of electronic, mechanical, photocopying, recording, broadcasting or otherwise now known or herein after developed without the previous express consent by the copyright owner, except for reproduction in daily press and regular printed publications on sale to the public within 60 days of the event related to those data/results and always provided that copyright symbol appears together as follows below.

© DORNA, 2021

Official MotoGP Timing by TISSOT
www.motogp.com



Jerez de la Frontera, Friday, April 30, 2021



4423 m.

GRAN PREMIO RED BULL DE ESPAÑA

Free Practice Nr. 2

Chronological Analysis of Performances

9

* Lap / Sector time cancelled **T1** Time from finish line to 1st intermediate **T3** Time from 2nd intermed. to 3rd intermed.
P Crossing the finish line in pit lane **T2** Time from 1st intermed. to 2nd intermed. **T4** Time from 3rd intermediate to finish line

Lap	Lap Time	T1	T2	T3	T4	Speed	Lap	Lap Time	T1	T2	T3	T4	Speed
1st 2 Gabriel RODRIGO Indonesian Racing Gr ARG													
			Runs=3	Total laps=14	Full laps=6								
1	3'28.677	33.054	17.755	33.500	39.260	183.0							
2	1'48.887 *	26.87*	16.662	31.791	33.558	210.1							
3	1'47.626	26.358	16.431	31.434	33.403	208.8							
4	1'47.483	26.388	16.478	31.387	33.230	210.5							
5	1'42.750 P	26.76*	16.633	31.839	27.514	208.8							
6	1'53.522	31.258	16.467	31.093	34.704	206.8							
7	1'45.651	25.920	16.182	30.876	32.673	210.5							
8	1'46.466	26.208	16.118	31.292	32.848	213.0							
9	1'47.037 *	26.160	16.362	31.223	33.292*	209.7							
10	1'44.243 P	26.505	16.614	31.727	29.397	204.1							
11	1'51.327	29.617	16.661	31.480	33.569	203.7							
12	1'47.376	26.224	16.549	31.363	33.240	203.7							
13	1'47.339	26.173	16.474	31.329	33.363	204.9							
	PIT	26.886	17.015	31.647	27.623	204.1							
4th 50 Jason DUPASQUIE CarXpert PruestelGP SWI													
			Runs=3	Total laps=14	Full laps=5								
1	3'17.593	31.148	17.067	32.139	33.758	201.4							
2	1'49.108 *	26.81 *	16.682	31.909	33.706	204.9							
3	1'48.838	26.639	16.661	31.823	33.715	203.7							
4	1'48.568	26.595	16.637	31.719	33.617	204.5							
5	1'45.367 P	27.10*	17.268	32.790	28.204	192.1							
6	1'55.945	33.097	16.895	31.598	34.355	203.7							
7	1'46.768	26.099	16.293	31.278	33.098	210.5							
8	1'46.711 *	26.25*	16.162	31.268	33.024	208.8							
9	1'47.202 *	26.182	16.370	31.462	33.188*	208.8							
10	1'42.463 P	26.758	16.499	31.612	27.594	205.7							
11	1'50.456 *	29.472	16.528	31.298	33.158*	206.8							
12	1'46.118	26.067	16.335	30.920	32.796	206.8							
13	1'46.072	25.857	16.118	31.262	32.835	212.1							
14	1'46.910 *	26.19*	16.325	31.195	33.197*	208.0							
2nd 23 Niccolò ANTONELL Avintia Esponsorama ITA													
			Runs=3	Total laps=13	Full laps=7								
1	3'14.208	31.543	16.830	31.904	33.488	203.0							
2	1'48.184 *	26.58*	16.536	31.583	33.478	205.3							
3	1'47.666	26.419	16.625	31.355	33.267	205.3							
4	1'47.602	26.405	16.524	31.413	33.260	206.5							
5	4'02.656 P	2'45.012	17.233	32.610	27.801	202.2							
6	1'51.994	30.318	16.663	31.720	33.293	204.9							
7	1'46.121	26.018	16.247	31.081	32.775	208.4							
8	1'46.783	26.094	16.371	31.239	33.079	206.5							
9	1'47.322	26.175	16.430	31.351	33.366	206.5							
10	1'42.691 P	26.785	16.858	31.672	27.376	202.2							
11	1'55.696	34.178	16.449	31.435	33.634	208.4							
12	1'45.907	25.940	16.135	31.107	32.725	213.0							
13	1'51.000	26.023	16.228	31.376	37.373	210.5							
5th 40 Darryn BINDER Petronas Sprinta Raci RSA													
			Runs=3	Total laps=15	Full laps=7								
1	3'00.246 *	30.205	16.881	32.508	34.204*	203.7							
2	3'19.846	1'51.276	19.327	35.627	33.616	180.0							
3	1'47.933	26.675	16.506	31.387	33.365	206.1							
4	1'48.041	26.647	16.505	31.381	33.508	204.5							
5	1'48.292 *	26.324	16.595	31.595	33.778*	204.1							
6	1'47.516 P	27.11*	16.916	32.458	31.030	200.7							
7	1'51.431	29.115	16.754	31.929	33.633	202.2							
8	1'48.198 *	26.442	16.635	31.626	33.495*	203.7							
9	1'48.227	26.366	16.585	31.575	33.701	204.1							
10	1'46.004 P	27.093	16.774	32.234	29.903	201.8							
11	1'48.189	27.765	16.496	30.967	32.961	206.8							
12	1'46.188	25.914	16.182	31.047	33.045	206.5							
13	1'46.433	25.996	16.216	31.069	33.152	209.7							
14	1'57.952 *	36.62*	16.763	31.344	33.220	205.7							
15	1'46.901	26.092	16.277	31.190	33.342	210.1							
3rd 55 Romano FENATI Sterilgarda Max Racin ITA													
			Runs=3	Total laps=11	Full laps=6								
1	3'33.187	29.977	16.962	31.928	33.461	201.4							
2	1'48.214	26.551	16.552	31.609	33.502	204.5							
3	1'47.701	26.433	16.488	31.496	33.284	206.1							
4	1'46.690 P	27.050	16.524	34.095	29.021	205.3							
5	1'52.260 *	30.199	16.821	31.726	33.514*	201.4							
6	1'50.787	28.718	16.604	31.587	33.878	204.5							
7	1'45.653 P	26.58*	17.344	33.735	27.989	176.7							
8	1'50.419	29.549	16.535	31.240	33.095	204.1							
9	1'46.342	26.028	16.333	31.076	32.905	204.5							
10	1'46.060	25.972	16.208	30.999	32.881	206.8							
11	1'46.368	25.891	16.167	31.187	33.123	210.5							
6th 6 Ryusei YAMANAKA CarXpert PruestelGP JPN													
			Runs=3	Total laps=16	Full laps=9								
1	3'26.582	32.395	17.956	34.725	34.722	172.8							
2	1'48.557 *	26.49*	16.486	31.928	33.646	204.1							
3	1'48.224	26.511	16.448	31.476	33.789	203.7							
4	1'48.247	26.558	16.630	31.542	33.517	206.1							
5	1'47.584 *	26.39*	16.456	31.377	33.356	205.7							
6	1'47.742	26.259	16.540	31.548	33.395	204.5							
7	1'44.249 P	26.400	16.712	31.571	29.566	203.0							
8	1'51.764	29.790	16.727	31.534	33.713	203.3							

Fastest Lap: Gabriel RODRIGO Indonesian Racing Gr ARG **1'45.651** 25.920 16.182 30.876 32.673

These data/results cannot be reproduced, stored and/or transmitted in whole or in part by any manner of electronic, mechanical, photocopying, recording, broadcasting or otherwise now known or herein after developed without the previous express consent by the copyright owner, except for reproduction in daily press and regular printed publications on sale to the public within 60 days of the event related to those data/results and always provided that copyright symbol appears together as follows below.
 © DORNA, 2021



Free Practice Nr. 2

Moto3

Lap	Lap Time	T1	T2	T3	T4	Speed	Lap	Lap Time	T1	T2	T3	T4	Speed
9	1'47.443	26.334	16.494	31.335	33.280	204.5	7	1'43.563 P	26.70*	16.797	32.907	27.158	202.6
10	1'47.021	26.109	16.438	31.166	33.308	205.7	8	1'53.745	30.800	17.376	31.696	33.873	200.3
11	1'47.117	26.143	16.346	31.265	33.363	206.8	9	1'47.891 *	26.39*	16.572	31.395	33.532*	204.1
12	1'41.729 P	26.152	16.498	31.302	27.777	204.5	10	1'47.699	26.319	16.559	31.338	33.483	205.3
13	1'51.933	29.646	16.865	31.977	33.445	203.7	11	1'48.797	26.487	16.963	31.429	33.918	203.0
14	1'46.315	25.908	16.253	31.122	33.032	211.7	12	1'41.875 P	26.37*	16.546	31.336	27.623	205.7
15	1'46.226	25.994	16.142	31.222	32.868	213.0	13	1'51.566	29.904	16.801	31.506	33.355	201.4
16	1'46.911	25.966	16.231	31.543	33.171	212.1	14	1'46.965	26.154	16.338	31.229	33.244	205.7

7th 16 **Andrea MIGNO** Rivacold Snipers Tea ITA
Runs=3 Total laps=17 Full laps=10

1	3'26.046 *	30.800	17.062	33.400	33.802*	201.8
2	1'48.566 *	26.62*	16.650	31.760	33.535	204.9
3	1'48.170	26.654	16.609	31.531	33.376	204.9
4	1'48.132	26.430	16.689	31.626	33.387	204.9
5	1'47.616 *	26.43*	16.498	31.512	33.170	206.1
6	1'47.376	26.303	16.503	31.417	33.153	205.3
7	1'50.024	28.154	16.891	31.722	33.257	202.6
8	1'47.825	26.443	16.545	31.599	33.238	204.9
9	1'46.496 P	26.363	16.734	32.209	31.190	202.2
10	1'55.848 *	33.646	16.709	31.962	33.531*	204.9
11	1'48.054	26.495	16.613	31.595	33.351	204.5
12	1'42.822 P	26.524	16.603	31.633	28.062	204.9
13	1'53.569	31.103	16.935	31.987	33.544	203.0
14	1'46.640	26.189	16.443	31.123	32.885	204.9
15	1'46.418	26.033	16.366	31.182	32.837	206.5
16	1'50.360	26.124	16.446	31.704	36.086	206.5
17	1'46.967	26.060	16.301	31.230	33.376	209.3

8th 37 **Pedro ACOSTA** Red Bull KTM Ajo SPA
Runs=3 Total laps=16 Full laps=8

1	2'57.350	30.604	17.423	32.632	34.249	195.2
2	1'48.543	26.541	16.774	31.655	33.573	202.2
3	1'50.312 *	26.57*	17.384	32.356	33.996	187.5
4	1'49.261	26.501	16.748	32.132	33.880	202.6
5	1'48.520	26.475	16.697	31.841	33.507	207.6
6	1'44.206 P	27.43*	17.163	32.600	27.010	188.4
7	1'52.287	29.621	16.982	31.881	33.803	200.7
8	1'48.392 *	26.38*	16.713	31.676	33.618	203.7
9	1'47.990	26.375	16.594	31.488	33.533	204.9
10	1'42.737 P	26.586	17.056	32.024	27.071	196.0
11	1'52.540	28.957	17.091	32.154	34.338	200.0
12	1'46.451	25.907	16.289	31.152	33.103	209.7
13	1'46.975	26.023	16.543	31.156	33.253	201.4
14	1'47.596	26.181	16.614	31.406	33.395	203.0
15	1'51.646 *	28.07*	16.844	32.756	33.968	198.5
16	1'47.832	26.148	16.406	32.079	33.199	208.4

9th 53 **Deniz ÖNCÜ** Red Bull KTM Tech 3 TUR
Runs=3 Total laps=17 Full laps=9

1	2'39.557 *	29.329	16.980	31.984	33.744*	200.3
2	1'50.584	26.762	16.949	32.579	34.294	198.8
3	1'48.740	26.791	16.758	31.685	33.506	203.3
4	1'49.095 *	26.81*	16.787	31.666	33.823	203.3
5	1'48.755	26.864	16.604	31.730	33.557	206.1
6	1'48.598 *	26.69*	16.662	31.682	33.560	204.9

10th 5 **Jaume MASIA** Red Bull KTM Ajo SPA
Runs=3 Total laps=16 Full laps=8

1	3'29.410	32.711	17.947	34.629	37.762	175.8
2	1'48.249 *	26.59*	16.478	31.683	33.489	208.4
3	1'47.774	26.391	16.353	31.542	33.488	210.1
4	1'47.504	26.399	16.315	31.555	33.235	213.0
5	1'48.732 *	26.55*	16.617	31.901	33.656	210.1
6	1'42.179 P	26.475	16.543	31.860	27.301	206.1
7	1'53.711	31.228	16.848	32.091	33.544	202.2
8	1'48.301	26.511	16.659	31.610	33.521	203.0
9	1'48.009	26.385	16.665	31.521	33.438	203.3
10	1'43.164 P	26.753	16.836	32.307	27.268	200.3
11	1'54.377	31.127	16.934	32.215	34.101	202.2
12	1'46.755	26.152	16.440	31.095	33.068	206.1
13	1'53.036 *	29.73*	16.448	32.916	33.937*	206.1
14	1'46.498	26.086	16.190	31.142	33.080	213.4
15	1'52.169	26.113	16.242	36.639	33.175	210.1
16	1'46.768	26.177	16.166	31.084	33.341	208.0

11th 71 **Ayumu SASAKI** Red Bull KTM Tech 3 JPN
Runs=3 Total laps=16 Full laps=11

1	2'58.222	30.802	16.997	32.584	34.851	201.4
2	1'47.788	26.274	16.365	31.573	33.576	207.6
3	1'51.097	27.087	17.243	32.276	34.491	186.2
4	1'47.967	26.332	16.302	31.694	33.639	212.1
5	1'46.198 P	27.083	16.839	32.146	30.130	207.2
6	1'52.452	29.668	16.918	32.077	33.789	203.3
7	1'47.321	26.375	16.416	31.237	33.293	207.2
8	1'47.841	26.346	16.496	31.418	33.581	208.0
9	1'48.192	26.474	16.554	31.504	33.660	206.5
10	1'48.096	26.443	16.578	31.486	33.589	204.9
11	1'47.450 P	27.665	17.068	32.600	30.117	200.0
12	1'49.594	28.539	16.728	31.317	33.010	207.2
13	1'47.499	26.044	16.294	31.700	33.461	210.5
14	1'46.538	26.175	16.280	31.074	33.009	210.9
15	1'46.528	26.058	16.115	31.378	32.977	213.0
16	1'46.929	26.107	16.247	31.309	33.266	210.9

12th 12 **Filip SALAC** Rivacold Snipers Tea CZE
Runs=3 Total laps=15 Full laps=7

1	3'26.028 *	30.664	17.184	33.026	35.785*	197.0
2	1'48.916 *	26.87*	16.577	31.737	33.723*	207.2
3	1'51.281	26.597	16.572	31.969	36.143	204.1
4	1'48.210	26.449	16.482	31.596	33.683	205.7

Fastest Lap: Gabriel RODRIGO Indonesian Racing Gr ARG **1'45.651** 25.920 16.182 30.876 32.673

These data/results cannot be reproduced, stored and/or transmitted in whole or in part by any manner of electronic, mechanical, photocopying, recording, broadcasting or otherwise now known or herein after developed without the previous express consent by the copyright owner, except for reproduction in daily press and regular printed publications on sale to the public within 60 days of the event related to those data/results and always provided that copyright symbol appears together as follows below.
© DORNA, 2021

Free Practice Nr. 2

Moto3

Lap	Lap Time	T1	T2	T3	T4	Speed	Lap	Lap Time	T1	T2	T3	T4	Speed
5	5'31.607 P	27.03*	16.757	32.099	4'15.720	203.7	8	1'48.050	26.501	16.682	31.424	33.443	203.0
6	1'51.278	29.124	16.766	31.868	33.520	201.4	9	1'47.924 *	26.420	16.628	31.513	33.363*	202.2
7	1'47.261	26.256	16.500	31.258	33.247	202.6	10	1'48.639	26.457	16.534	31.480	34.168	205.7
8	1'47.247	26.235	16.445	31.255	33.312	203.0	11	1'47.488 *	26.351*	16.474	31.408	33.256	206.8
9	1'47.435 *	26.23*	16.574	31.404	33.220	203.0	12	1'46.048 P	26.431	16.729	33.682	29.206	194.2
10	10'13.874 P	26.407	16.504	31.617	8'59.346	204.1	13	1'51.806	30.162	16.484	31.335	33.825	207.2
11	1'48.846	27.806	16.437	31.362	33.241	205.3	14	1'46.621	26.120	16.224	31.235	33.042	212.5
12	1'46.993 *	26.138	16.287	31.424	33.144*	206.8	15	1'47.183	26.179	16.199	31.573	33.232	210.9
13	1'46.598	26.083	16.314	31.125	33.076	207.6	16	1'48.654 *	26.51*	16.407	31.938	33.797	206.8
14	1'49.967	26.313	16.320	33.838	33.496	207.2	16th 17 John MCPHEE Petronas Sprinta Raci GBR						
15	1'48.144	26.371	16.547	31.483	33.743	204.9	Runs=3 Total laps=16 Full laps=11						

13th 52 Jeremy ALCOBA Indonesian Racing Gr SPA						
		Runs=3	Total laps=16	Full laps=5		
1	2'40.284	30.837	17.043	32.479	33.949	204.5
2	1'49.184 *	26.720	16.701	31.985	33.778*	203.3
3	1'49.218	26.768	16.875	31.998	33.577	203.0
4	1'50.432 *	27.131*	17.087	32.662	33.548*	187.1
5	1'48.432	26.653	16.574	31.777	33.428	204.9
6	1'48.373 *	26.492	16.490	31.829	33.562*	206.5
7	1'48.135	26.554	16.439	31.731	33.411	207.6
8	1'45.843 P	27.436	17.039	32.621	28.747	193.2
9	1'53.325 *	30.232	16.751	32.399	33.943*	207.2
10	1'48.768 *	26.785	16.685	31.795	33.503*	205.3
11	1'42.931 P	26.698	16.631	32.167	27.435	206.5
12	1'54.512 *	31.406	18.236	31.957	32.913*	164.6
13	1'46.600	26.030	16.334	31.214	33.022	205.3
14	1'50.164 *	29.112	16.404	31.502	33.146*	206.8
15	1'50.478 *	26.832	18.420	32.127	33.099*	169.5
16	1'46.943	26.148	16.362	31.381	33.052	208.0

14th 24 Tatsuki SUZUKI SIC58 Squadra Corse JPN						
		Runs=3	Total laps=13	Full laps=5		
1	3'26.745	32.197	18.144	34.128	34.997	175.0
2	1'51.794 *	26.37*	16.446	34.739	34.237	204.9
3	1'47.077	26.248	16.270	31.108	33.451	209.7
4	1'46.600	26.264	16.209	31.069	33.058	210.1
5	1'45.047 P	27.751*	16.295	31.873	29.124	211.3
6	1'51.551	29.739	16.795	31.632	33.385	202.6
7	1'47.534	26.354	16.490	31.311	33.379	204.5
8	1'47.172	26.248	16.481	31.238	33.205	205.3
9	1'51.987 P	30.544	18.308	33.286	29.849	167.4
10	1'48.130 *	27.850	16.477	30.877	32.926*	207.6
11	1'49.947 *	25.941	16.141	31.260	36.605*	208.0
12	1'49.241	27.075	16.871	32.019	33.276	198.5
	PIT	2'01.947	18.522	33.833	31.345	187.8

15th 82 Stefano NEPA BOE Owlride ITA						
		Runs=2	Total laps=16	Full laps=8		
1	3'33.502	30.373	17.022	31.964	33.593	204.1
2	1'48.069 *	26.661*	16.425	31.626	33.358*	207.6
3	1'47.600	26.309	16.491	31.598	33.202	205.7
4	1'47.716	26.403	16.509	31.434	33.370	205.7
5	1'47.614 *	26.431*	16.469	31.420	33.290	206.8
6	1'49.246	26.277	17.620	31.788	33.561	197.0
7	1'47.944	26.414	16.619	31.495	33.416	203.7

17th 28 Izan GUEVARA Solunion GASGAS As SPA						
		Runs=3	Total laps=13	Full laps=8		
1	3'04.941	30.193	17.080	33.270	34.296	203.0
2	1'49.289	26.880	16.686	31.901	33.822	204.9
3	1'48.908	26.720	16.709	31.853	33.626	202.6
4	1'48.489	26.654	16.653	31.584	33.598	202.6
5	1'51.062	28.652	16.810	31.742	33.858	203.3
6	1'48.321	26.520	16.521	31.720	33.560	205.7
7	1'45.632 P	27.362	17.051	32.528	28.691	200.0
8	1'53.569	31.074	16.829	31.957	33.709	202.2
9	1'48.603	26.544	16.628	31.705	33.726	202.6
10	1'48.404	26.656	16.611	31.562	33.575	202.6
11	1'43.910 P	26.575	16.665	31.729	28.941	202.2
12	1'49.249	28.580	16.502	31.287	32.880	205.7
13	1'47.255	26.092	16.476	31.402	33.285	206.1
14	1'46.692	25.997	16.260	31.357	33.078	208.8
15	1'46.674	26.060	16.243	31.277	33.094	208.8
16	1'46.820	25.977	16.265	31.470	33.108	212.1

18th 11 Sergio GARCIA Solunion GASGAS As SPA						
		Runs=3	Total laps=13	Full laps=5		
1	3'04.289	30.103	17.504	33.088	34.190	198.8
2	1'49.358	26.936	16.694	31.826	33.902	205.3
3	1'50.622	27.965	16.784	31.968	33.905	204.5
4	1'48.871	26.830	16.655	31.773	33.613	205.7
5	1'48.675	26.681	16.665	31.640	33.689	205.7
6	1'45.004 P	26.778	16.809	32.887	28.530	204.1
7	1'59.773	32.416	18.289	34.374	34.694	183.6
8	1'49.714 P	27.19*	16.948	37.387	28.187	202.2
9	2'00.052	37.288	16.904	32.165	33.695	205.7
10	1'46.696	26.210	16.320	31.226	32.940	208.8
11	1'46.765	26.225	16.378	31.278	32.884	209.7
12	1'48.378	26.710	16.508	31.606	33.554	207.6
13	1'47.659	26.170	16.464	31.349	33.676	207.2

18th 11 Sergio GARCIA Solunion GASGAS As SPA						
		Runs=3	Total laps=13	Full laps=5		
1	2'59.781	30.602	16.940	32.251	34.430	204.5
2	1'48.556	26.678	16.615	31.700	33.563	206.5
3	1'48.318 *	26.50*	16.703	31.526	33.582	206.5
4	1'48.376 *	26.50*	16.536	31.645	33.691	210.5
5	1'45.574 P	26.768	16.784	32.838	29.184	206.1
6	1'53.765	31.200	16.863	31.848	33.854	205.7
7	1'49.302	26.725	16.844	31.895	33.838	205.3
8	1'46.631 P	29.28*	16.732	31.839	28.776	207.2
9	2'00.095	37.456	16.851	32.232	33.556	206.1

Fastest Lap: Gabriel RODRIGO Indonesian Racing Gr ARG **1'45.651** 25.920 16.182 30.876 32.673

These data/results cannot be reproduced, stored and/or transmitted in whole or in part by any manner of electronic, mechanical, photocopying, recording, broadcasting or otherwise now known or herein after developed without the previous express consent by the copyright owner, except for reproduction in daily press and regular printed publications on sale to the public within 60 days of the event related to those data/results and always provided that copyright symbol appears together as follows below.
© DORNA, 2021

Free Practice Nr. 2

Moto3

Lap	Lap Time	T1	T2	T3	T4	Speed	Lap	Lap Time	T1	T2	T3	T4	Speed
10	1'46.766	26.058	16.528	31.070	33.110	206.5	1	3'28.864	33.773	19.469	34.404	39.167	161.6
11	1'47.060	26.053	16.413	31.349	33.245	208.8	2	1'47.982	* 26.74*	16.489	31.460	33.290	209.3
12	1'47.778	* 26.233	16.620	31.384	33.541*	207.2	3	1'47.557	* 26.52*	16.406	31.407	33.220*	209.3
13	1'47.898	26.274	16.708	31.383	33.533	204.5	4	1'47.640	* 26.72*	16.374	31.296	33.250	210.5
19th 43 Xavier ARTIGAS Leopard Racing SPA							5	1'47.640	* 26.72*	16.374	31.296	33.250	210.5
Runs=3 Total laps=11 Full laps=5							6	1'44.418	P 27.278	16.886	32.920	27.334	197.0
1	3'15.487	31.006	16.682	32.613	33.711	206.8	7	1'56.252	33.844	16.779	31.598	34.031	208.0
2	1'48.654	* 26.68*	16.579	31.675	33.719	205.7	8	1'46.990	26.367	16.452	31.201	32.970	208.0
3	1'48.301	26.501	16.635	31.528	33.637	205.3	9	1'46.963	26.291	16.324	31.319	33.029	208.4
4	1'52.408	26.511	16.610	31.953	37.334	204.5	10	1'41.786	P 26.211	16.437	31.430	27.708	207.6
5	1'45.889	P 27.07*	17.002	32.917	28.892	196.3	11	1'53.446	30.894	16.676	31.637	34.239	204.5
6	1'50.796	P 33.520	16.692	32.184	28.400	206.1	12	1'47.260	26.231	16.747	31.211	33.071	206.8
7	1'51.751	* 30.744	16.402	31.406	33.199*	207.6	13	1'47.020	* 26.30*	16.343	31.257	33.112	208.8
8	1'46.783	26.072	16.331	31.221	33.159	206.5	14	1'47.272	26.221	16.464	31.469	33.118	207.6
9	1'47.419	26.230	16.369	31.353	33.467	207.2	23rd 73 Maximilian KOFLER CIP Green Power AUT						
10	1'55.208	* 27.213	16.741	32.084	39.170*	203.3	Runs=3 Total laps=15 Full laps=5						
11	1'48.702	26.293	16.300	31.256	34.853	208.8	1	2'46.738	29.685	17.332	32.310	35.014	201.4
20th 31 Adrian FERNANDEZ Sterilgarda Max Racin SPA							2	1'49.310	26.928	16.855	31.909	33.618	200.7
Runs=4 Total laps=13 Full laps=5							3	1'47.865	26.443	16.504	31.508	33.410	204.9
1	3'14.815	30.596	16.827	32.328	33.498	204.9	4	1'47.902	26.373	16.623	31.380	33.526	204.9
2	1'49.754	* 27.68*	16.647	31.783	33.642	206.1	5	1'47.489	26.323	16.532	31.294	33.340	205.3
3	1'48.286	26.514	16.655	31.555	33.562	205.7	6	1'46.781	P 27.317	16.904	32.810	29.750	203.7
4	1'48.730	26.428	16.520	31.851	33.931	207.2	7	1'57.587	33.973	16.715	31.974	34.925	204.5
5	1'46.021	P 27.349	16.786	32.362	29.524	204.1	8	1'47.144	26.310	16.500	31.126	33.208	205.3
6	1'56.381	33.635	16.719	31.727	34.300	209.7	9	1'50.321	* 26.392	16.700	33.653	33.576*	201.4
7	1'46.856	26.222	16.312	31.267	33.055	210.1	10	1'51.455	* 26.44*	16.752	31.697	36.559	196.7
8	1'47.672	* 26.266	16.259	31.780	33.367*	210.1	11	1'44.048	P 26.622	17.119	32.081	28.226	201.8
9	1'42.761	P 26.31*	16.501	31.569	28.375	205.3	12	1'52.397	* 29.772	16.795	31.959	33.871*	201.1
10	1'47.562	P 29.980	16.704	32.027	28.851	205.7	13	1'48.449	* 26.32*	16.587	31.611	33.924	206.8
11	1'53.491	* 30.388	16.361	31.237	35.505*	206.5	14	1'48.609	* 26.49*	16.618	31.985	33.515	206.1
12	1'51.278	26.268	17.612	33.955	33.443	195.6	15	1'49.435	* 26.896	16.702	31.864	33.973*	204.9
13	1'49.184	26.111	16.269	31.765	35.039	210.9	24th 27 Kaito TOBA CIP Green Power JPN						
21st 92 Yuki KUNII Honda Team Asia JPN							Runs=2 Total laps=15 Full laps=7						
Runs=3 Total laps=16 Full laps=8							1	2'47.063	30.436	17.144	32.268	35.724	201.1
1	3'00.753	31.447	17.012	34.565	34.615	201.8	2	1'48.675	26.760	16.660	31.747	33.508	203.7
2	1'49.507	* 26.85*	16.688	32.019	33.949*	203.7	3	1'47.934	26.425	16.584	31.565	33.360	204.1
3	1'49.294	26.729	16.683	32.053	33.829	203.7	4	1'47.652	26.334	16.491	31.426	33.401	204.9
4	1'48.392	26.574	16.625	31.715	33.478	203.3	5	1'47.652	* 26.32*	16.473	31.452	33.398	205.3
5	1'49.487	26.916	16.710	31.913	33.948	202.6	6	1'48.066	* 26.526	16.434	31.617	33.489*	206.5
6	1'48.412	26.587	16.546	31.788	33.491	203.3	7	1'49.312	26.465	16.454	31.442	34.951	204.9
7	1'46.765	P 27.507	16.943	32.236	30.079	200.7	8	1'44.623	P 27.04*	16.848	31.888	28.842	200.7
8	1'51.719	* 28.659	17.065	32.187	33.808*	200.3	9	1'57.901	34.146	16.698	31.814	35.243	204.9
9	1'48.785	26.546	16.646	31.772	33.821	203.7	10	1'49.142	27.515	16.815	31.448	33.364	203.0
10	1'48.431	26.545	16.585	31.706	33.595	204.1	11	1'47.493	26.300	16.531	31.324	33.338	205.7
11	1'46.646	P 26.669	16.751	31.798	31.428	203.0	12	1'42.608	P 26.88*	16.753	31.685	27.282	201.8
12	1'50.464	* 29.458	16.354	31.407	33.245*	208.8	13	1'54.390	* 32.368	16.788	31.772	33.462*	203.7
13	1'47.126	* 26.085	16.350	31.274	33.417*	206.1	14	1'47.349	* 26.18*	16.405	31.425	33.338	206.8
14	1'46.970	26.169	16.234	31.209	33.358	209.7	15	1'47.534	26.099	16.456	31.475	33.504	211.3
15	1'52.645	* 28.97*	17.873	32.625	33.175*	170.8	25th 20 Lorenzo FELLON SIC58 Squadra Corse FRA						
16	1'46.957	26.082	16.338	31.333	33.204	208.8	Runs=3 Total laps=13 Full laps=4						
22nd 7 Dennis FOGGIA Leopard Racing ITA							1	3'27.376	31.815	18.175	34.222	35.352	173.0
Runs=3 Total laps=14 Full laps=5							2	1'49.096	* 26.82*	16.684	31.800	33.785	204.9
1	3'27.376	31.815	18.175	34.222	35.352	173.0	3	1'48.947	* 26.722	16.686	31.777	33.762*	203.7

Fastest Lap: Gabriel RODRIGO Indonesian Racing Gr ARG 1'45.651 25.920 16.182 30.876 32.673

These data/results cannot be reproduced, stored and/or transmitted in whole or in part by any manner of electronic, mechanical, photocopying, recording, broadcasting or otherwise now known or herein after developed without the previous express consent by the copyright owner, except for reproduction in daily press and regular printed publications on sale to the public within 60 days of the event related to those data/results and always provided that copyright symbol appears together as follows below.
© DORNA, 2021

Free Practice Nr. 2

Moto3

Lap	Lap Time	T1	T2	T3	T4	Speed	Lap	Lap Time	T1	T2	T3	T4	Speed
4	1'48.542	26.745	16.429	31.652	33.716	207.2	7	1'54.322	31.527	16.972	32.021	33.802	201.4
5	1'47.593 P	26.73*	16.629	35.526	28.701	204.9	8	1'48.495	26.514	16.645	31.751	33.585	204.5
6	1'52.161	29.560	16.720	31.983	33.898	204.9	9	1'48.366	26.502	16.665	31.687	33.512	202.6
7	1'49.571 *	26.81*	16.887	31.863	34.006*	202.2	10	1'43.407 P	26.804	16.878	32.073	27.652	201.8
8	1'47.531 P	30.401	16.727	32.005	28.398	204.1	11	1'55.849	29.792	17.619	34.143	34.295	195.2
9	1'49.629 *	27.828	16.504	31.563	33.734*	207.2		PIT	28.128	17.777	33.665	29.316	188.1
10	1'48.094 *	26.475	16.459	31.462	33.698*	205.3							
11	1'47.568	26.219	16.391	31.524	33.434	208.4							
12	1'47.832	26.367	16.408	31.754	33.303	208.4							
13	1'47.852	26.429	16.464	31.340	33.619	205.7							

26th 54 Riccardo ROSSI BOE Owlride ITA
 Runs=4 Total laps=16 Full laps=6

1	2'48.656	29.416	17.040	32.465	36.267	200.0
2	1'48.787	26.724	16.605	31.769	33.689	203.3
3	1'48.624	26.471	16.685	31.739	33.729	202.2
4	1'48.622	26.495	16.621	31.780	33.726	203.0
5	1'49.077 *	26.620	16.747	31.821	33.889*	202.6
6	1'48.947 *	26.608	16.704	31.812	33.823*	202.2
7	1'49.067 *	26.73*	16.689	31.849	33.798	201.4
8	1'48.807	26.612	16.702	31.800	33.693	201.4
9	1'50.101 P	28.231	17.669	33.277	30.924	185.8
10	1'53.824	30.514	17.063	32.317	33.930	197.0
11	1'49.242	26.707	16.782	31.917	33.836	202.6
12	1'48.247 P	27.664	18.854	33.132	28.597	194.5
13	1'50.432 *	29.123	16.325	31.801	33.183*	209.7
14	1'47.620 P	26.314	16.417	35.888	29.001	204.9
15	2'06.793 *	32.142	17.883	43.279	33.489*	188.8
16	1'48.016	26.323	16.360	31.415	33.918	207.2

27th 19 Andi Farid IZDIHAR Honda Team Asia INA
 Runs=3 Total laps=15 Full laps=9

1	2'58.249	34.585	17.093	32.776	34.447	202.6
2	1'48.136	26.493	16.562	31.541	33.540	203.3
3	1'49.621	26.497	16.911	31.788	34.425	198.5
4	1'49.717	26.646	16.917	32.114	34.040	203.3
5	1'48.440	26.500	16.690	31.775	33.475	204.9
6	1'46.410 P	27.141	17.176	32.906	29.187	196.7
7	2'00.752	32.370	18.491	33.102	36.789	193.5
8	1'50.064	26.564	16.534	31.710	35.256	203.3
9	1'48.515	26.501	16.851	31.594	33.569	200.7
10	1'51.365 P	31.170	17.450	32.872	29.873	180.0
11	1'51.585	29.545	16.766	31.530	33.744	205.7
12	1'48.403	26.514	16.518	31.558	33.813	206.8
13	1'48.122	26.309	16.638	31.838	33.337	205.3
14	1'48.693	26.629	16.641	31.783	33.640	203.7
15	1'48.611 *	26.38*	16.621	31.742	33.864	208.0

28th 99 Carlos TATAY Avintia Esponsorama SPA
 Runs=3 Total laps=12 Full laps=6

1	2'13.141	29.673	17.242	32.541	33.908	199.2
2	1'48.831	26.731	16.738	31.699	33.663	201.8
3	1'48.899	26.521	16.774	31.878	33.726	201.4
4	1'48.621	26.527	16.716	31.696	33.682	202.2
5	1'48.441	26.466	16.671	31.641	33.663	203.0
6	1'42.075 P	26.486	16.672	31.690	27.227	202.2

Fastest Lap: Gabriel RODRIGO Indonesian Racing Gr ARG **1'45.651** 25.920 16.182 30.876 32.673

These data/results cannot be reproduced, stored and/or transmitted in whole or in part by any manner of electronic, mechanical, photocopying, recording, broadcasting or otherwise now known or herein after developed without the previous express consent by the copyright owner, except for reproduction in daily press and regular printed publications on sale to the public within 60 days of the event related to those data/results and always provided that copyright symbol appears together as follows below.

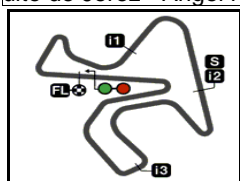
© DORNA, 2021

 Official MotoGP Timing by TISSOT
 www.motogp.com

Jerez de la Frontera, Friday, April 30, 2021

Page 5 of 5





4423 m.

GRAN PREMIO RED BULL DE ESPAÑA

Free Practice Nr. 2

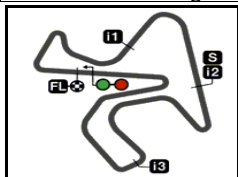
Best Partial Times

IT Ideal Lap Time, sum of the best partial times

BT Best Lap Time

T1			T2			T3			T4				
Pos	Rider	Time	Rider	Time	Rider	Time	Rider	Time	Pos	Rider	IT	BT	
1	J.DUPASQUIER	25.857	A.SASAKI	16.115	G.RODRIGO	30.876	G.RODRIGO	32.673	1	G.RODRIGO	1'45.587	1'45.651 (1)	
2	R.FENATI	25.891	G.RODRIGO	16.118	T.SUZUKI	30.877	N.ANTONELLI	32.725	2	J.DUPASQUIE	1'45.691	1'46.072 (4)	
3	P.ACOSTA	25.907	J.DUPASQUIER	16.118	J.DUPASQUIER	30.920	J.DUPASQUIER	32.796	3	N.ANTONELLI	1'45.881	1'45.907 (2)	
4	R.YAMANAKA	25.908	N.ANTONELLI	16.135	D.BINDER	30.967	A.MIGNO	32.837	4	R.FENATI	1'45.938	1'46.060 (3)	
5	D.BINDER	25.914	T.SUZUKI	16.141	R.FENATI	30.999	R.YAMANAKA	32.868	5	T.SUZUKI	1'46.017	1'46.600 (14)	
6	G.RODRIGO	25.920	R.YAMANAKA	16.142	D.ÖNCÜ	31.032	J.MCPHEE	32.880	6	D.BINDER	1'46.024	1'46.188 (5)	
7	N.ANTONELLI	25.940	J.MASIA	16.166	S.GARCIA	31.070	R.FENATI	32.881	7	R.YAMANAKA	1'46.040	1'46.226 (6)	
8	T.SUZUKI	25.941	R.FENATI	16.167	A.SASAKI	31.074	I.GUEVARA	32.884	8	A.SASAKI	1'46.210	1'46.528 (11)	
9	J.MCPHEE	25.977	D.BINDER	16.182	N.ANTONELLI	31.081	D.BINDER	32.961	9	A.MIGNO	1'46.294	1'46.418 (7)	
10	D.ÖNCÜ	25.999	S.NEPA	16.199	J.MASIA	31.084	D.FOGGIA	32.970	10	D.ÖNCÜ	1'46.303	1'46.464 (9)	
11	J.ALCOBA	26.030	Y.KUNII	16.234	R.YAMANAKA	31.122	A.SASAKI	32.977	11	J.MCPHEE	1'46.377	1'46.674 (16)	
12	A.MIGNO	26.033	J.MCPHEE	16.243	A.MIGNO	31.123	D.ÖNCÜ	33.013	12	J.MASIA	1'46.404	1'46.498 (10)	
13	A.SASAKI	26.044	A.FERNANDEZ	16.259	F.SALAC	31.125	J.ALCOBA	33.022	13	P.ACOSTA	1'46.451	1'46.451 (8)	
14	S.GARCIA	26.053	D.ÖNCÜ	16.259	M.KOFLER	31.126	S.NEPA	33.042	14	F.SALAC	1'46.571	1'46.598 (12)	
15	X.ARTIGAS	26.072	F.SALAC	16.287	P.ACOSTA	31.152	A.FERNANDEZ	33.055	15	S.NEPA	1'46.596	1'46.621 (15)	
16	Y.KUNII	26.082	P.ACOSTA	16.289	D.FOGGIA	31.201	T.SUZUKI	33.058	16	I.GUEVARA	1'46.600	1'46.696 (17)	
17	F.SALAC	26.083	X.ARTIGAS	16.300	Y.KUNII	31.209	J.MASIA	33.068	16	J.ALCOBA	1'46.600	1'46.600 (13)	
18	J.MASIA	26.086	A.MIGNO	16.301	J.ALCOBA	31.214	F.SALAC	33.076	18	S.GARCIA	1'46.646	1'46.766 (18)	
19	K.TOBA	26.099	I.GUEVARA	16.320	X.ARTIGAS	31.221	P.ACOSTA	33.103	19	A.FERNANDEZ	1'46.662	1'46.856 (20)	
20	A.FERNANDEZ	26.111	D.FOGGIA	16.324	I.GUEVARA	31.226	S.GARCIA	33.110	20	D.FOGGIA	1'46.706	1'46.963 (22)	
21	S.NEPA	26.120	R.ROSSI	16.325	S.NEPA	31.235	X.ARTIGAS	33.159	21	Y.KUNII	1'46.729	1'46.957 (21)	
22	I.GUEVARA	26.170	J.ALCOBA	16.334	A.FERNANDEZ	31.237	Y.KUNII	33.204	22	X.ARTIGAS	1'46.752	1'46.783 (19)	
23	D.FOGGIA	26.211	L.FELLON	16.391	J.MCPHEE	31.277	M.KOFLER	33.208	23	M.KOFLER	1'47.144	1'47.144 (23)	
24	L.FELLON	26.219	K.TOBA	16.405	K.TOBA	31.324	L.FELLON	33.303	24	K.TOBA	1'47.166	1'47.493 (24)	

These data/results cannot be reproduced, stored and/or transmitted in whole or in part by any manner of electronic, mechanical, photocopying, recording, broadcasting or otherwise now known or herein after developed without the previous express consent by the copyright owner, except for reproduction in daily press and regular printed publications on sale to the public within 60 days of the event related to those data/results and always provided that copyright symbol appears together as follows below.
© DORNA, 2021



4423 m.

GRAN PREMIO RED BULL DE ESPAÑA

Free Practice Nr. 2

Best Partial Times

IT Ideal Lap Time, sum of the best partial times

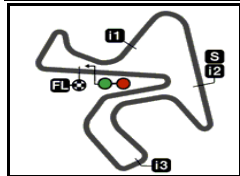
BT Best Lap Time

T1		T2		T3		T4				<i>IT</i>	<i>BT</i>	
<i>Pos</i>	<i>Rider</i>	<i>Time</i>	<i>Rider</i>	<i>Time</i>	<i>Rider</i>	<i>Time</i>	<i>Rider</i>	<i>Time</i>	<i>Pos</i>	<i>Rider</i>		
25	A.IZDIHAR	26.309	S.GARCIA	16.413	L.FELLON	31.340	A.IZDIHAR	33.337	25	L.FELLON	1'47.253	1'47.568 (25)
26	M.KOFLER	26.310	M.KOFLER	16.500	R.ROSSI	31.415	K.TOBA	33.338	26	A.IZDIHAR	1'47.694	1'48.122 (27)
27	R.ROSSI	26.314	A.IZDIHAR	16.518	A.IZDIHAR	31.530	C.TATAY	33.512	27	R.ROSSI	1'47.743	1'48.016 (26)
28	C.TATAY	26.466	C.TATAY	16.645	C.TATAY	31.641	R.ROSSI	33.689	28	C.TATAY	1'48.264	1'48.366 (28)

These data/results cannot be reproduced, stored and/or transmitted in whole or in part by any manner of electronic, mechanical, photocopying, recording, broadcasting or otherwise now known or herein after developed without the previous express consent by the copyright owner, except for reproduction in daily press and regular printed publications on sale to the public within 60 days of the event related to those data/results and always provided that copyright symbol appears together as follows below.
© DORNA, 2021

Official MotoGP Timing by **TISSOT**
www.motogp.com





4423 m.

GRAN PREMIO RED BULL DE ESPAÑA

Free Practice Nr. 2

Fastest Laps Sequence

<i>Practice Time</i>	 <i>Rider</i>	<i>Nation</i>	<i>Motorcycle</i>	<i>Time</i>	<i>Km/h</i>	<i>Rider's Lap</i>
4'01.972	99 Carlos TATAY	SPA	KTM	1'48.831	146.3	2
4'35.738	27 Kaito TOBA	JPN	KTM	1'48.675	146.5	2
4'45.893	37 Pedro ACOSTA	SPA	KTM	1'48.543	146.6	2
4'46.010	71 Ayumu SASAKI	JPN	KTM	1'47.788	147.7	2
6'50.058	23 Niccolò ANTONELLI	ITA	KTM	1'47.666	147.8	3
7'05.190	2 Gabriel RODRIGO	ARG	HONDA	1'47.626	147.9	3
7'05.616	24 Tatsuki SUZUKI	JPN	HONDA	1'47.077	148.7	3
8'52.216	24 Tatsuki SUZUKI	JPN	HONDA	1'46.600	149.3	4
21'32.959	2 Gabriel RODRIGO	ARG	HONDA	1'45.651	150.7	7

These data/results cannot be reproduced, stored and/or transmitted in whole or in part by any manner of electronic, mechanical, photocopying, recording, broadcasting or otherwise now known or herein after developed without the previous express consent by the copyright owner, except for reproduction in daily press and regular printed publications on sale to the public within 60 days of the event related to those data/results and always provided that copyright symbol appears together as follows below.

© DORNA, 2021

Official MotoGP Timing by TISSOT
www.motogp.com

Jerez de la Frontera, Friday, April 30, 2021

